



Traffic Figures 2025

 AVINOR

Photo: Jørgen Syversen for Avinor

Traffic figures 2025



53 055 000 passengers travelled to, from or through Avinor's airports in 2025.



3 percent increase in the number of passengers compared to 2024.



31 632 registered drone flights in the Ninox Drone app in 2025. An increase of 30 per cent compared to 2024.

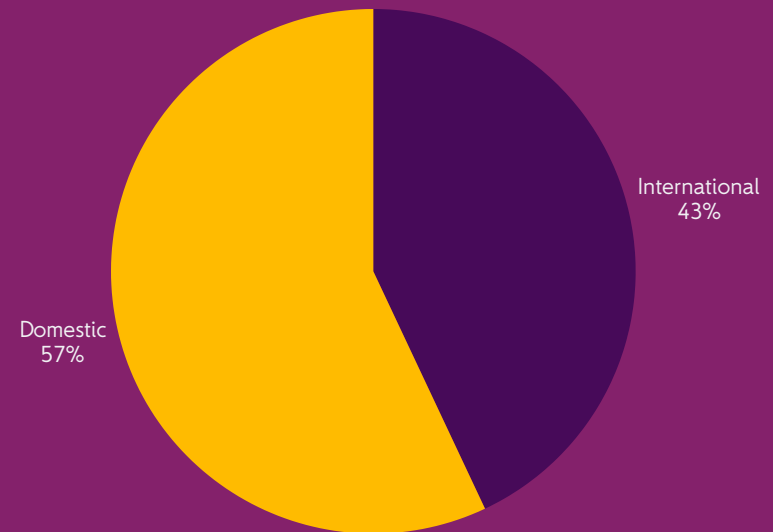


There were 632 047 registered flight movements in 2025. An increase of 2 per cent compared to 2024.



86 per cent punctuality overall for all Avinor airports in 2025.

Distribution domestic and international



Top five international destinations

Destination	2024	2025	Difference
Denmark	2 561 008	2 862 249	10 %
Spain and Canary Islands	2 645 728	2 593 520	-2 %
United Kingdom	2 172 147	2 235 613	3 %
Netherland	1 817 718	1 979 058	8 %
Germany	1 931 845	1 913 683	-1 %

*Based on total number of passengers for airlines that operate at Avinor's airports

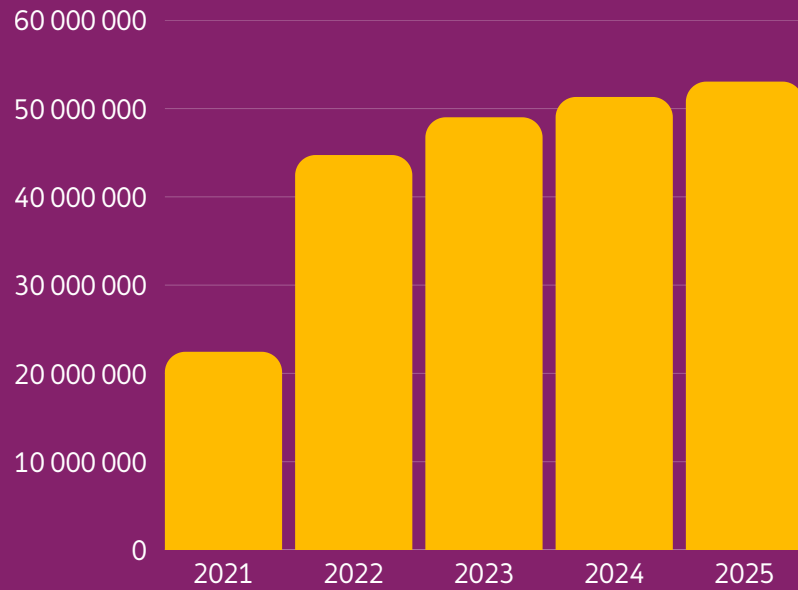
Top five domestic routes

Route	2024	2025	Difference
Oslo - Trondheim	1 908 068	1 897 121	-1 %
Oslo - Bergen	1 798 341	1 834 427	2 %
Oslo - Stavanger	1 463 880	1 505 532	3 %
Oslo - Tromsø	1 257 106	1 233 622	-2 %
Oslo - Bodø	888 416	936 258	5 %

*Based on total number of passengers for airlines that operate at Avinor's airports

Passengers last five years

Number of passengers

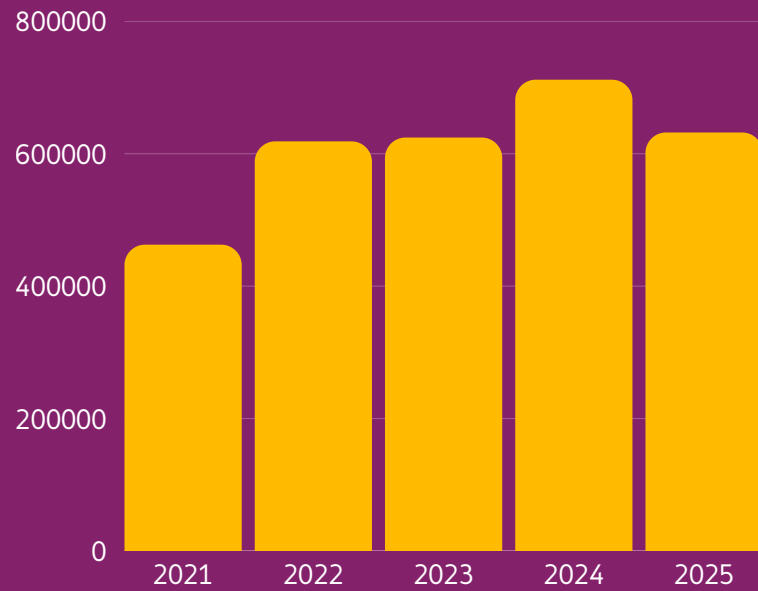


Percentage distribution of passengers



Flight movements last five years

Number of flight movements



Percentage distribution of flight movements



Top five airports

 AVINOR

Photo: Jørgen Syversen for Avinor

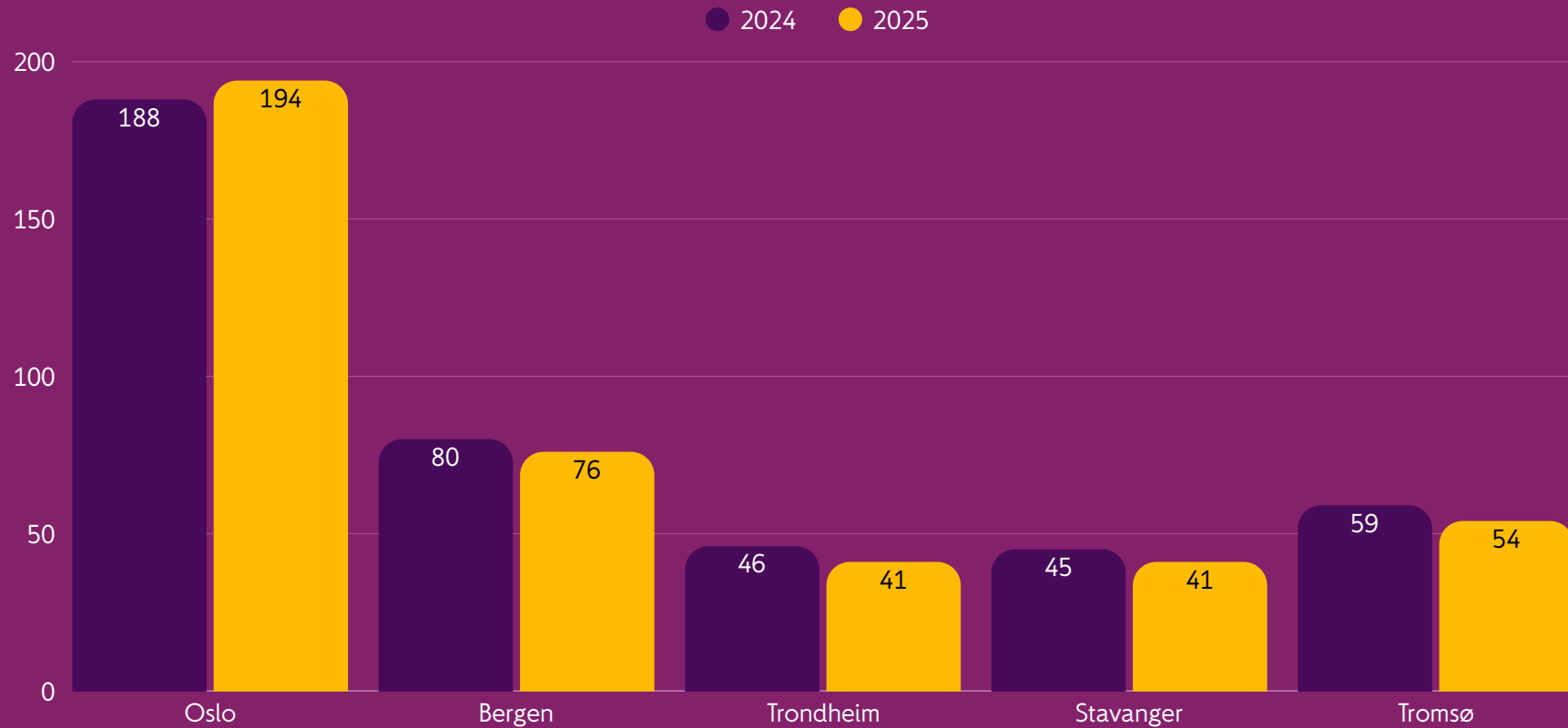
Top five airports

Airport	December			Year in total		
	2024	2025	Difference	2024	2025	Difference
Oslo	1 882 000	1 922 000	2 %	26 436 000	27 069 000	2 %
Bergen	459 000	473 000	3 %	6 546 000	6 696 000	2 %
Trondheim	289 000	289 000	0 %	4 042 000	4 110 000	2 %
Stavanger	282 000	290 000	3 %	3 972 000	3 975 000	0 %
Tromsø	277 000	315 000	14 %	2 566 000	2 881 000	12 %

*Based on total number of passengers for airlines that operate at Avinor's airports

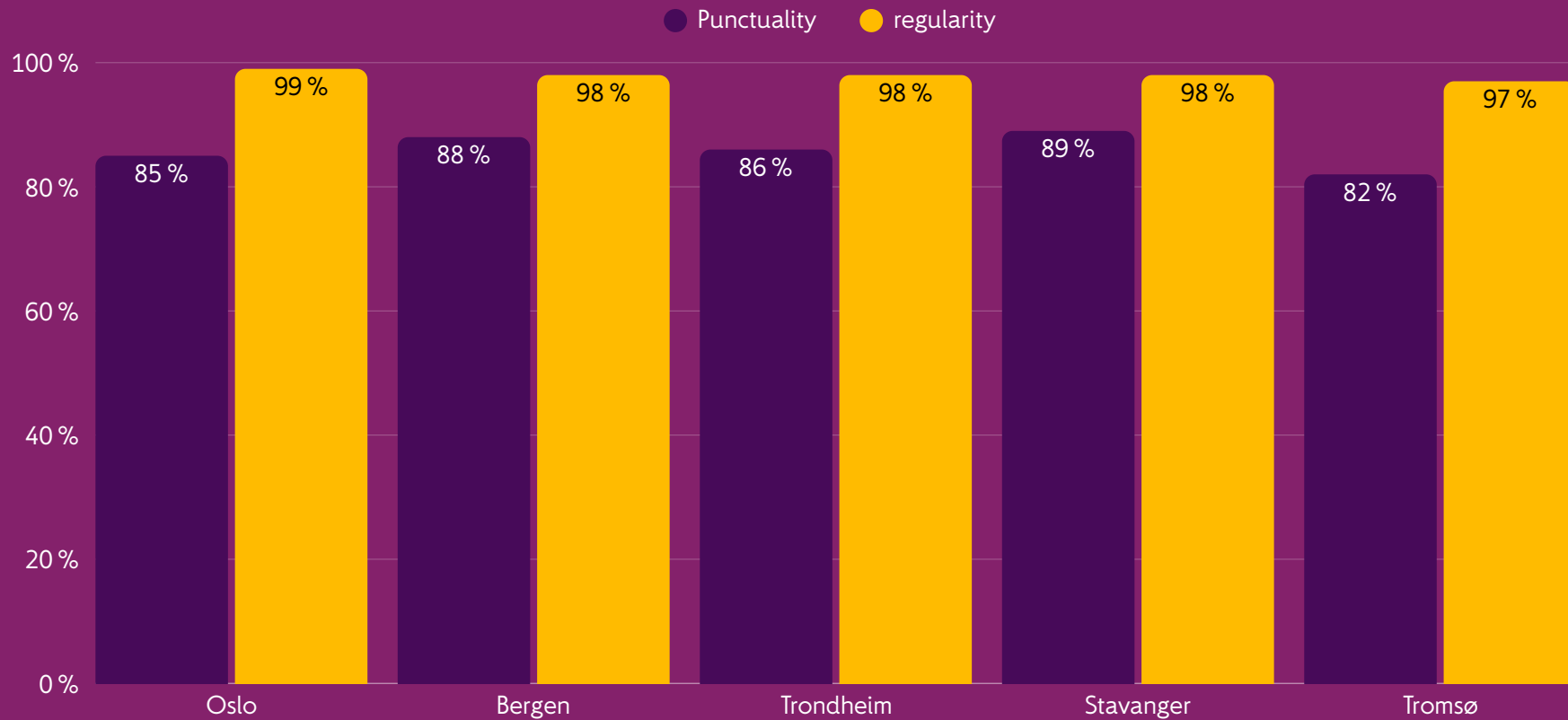
Top five airports

Number of direct routes



Top five airports

Punctuality and regularity*



*Regularity shows the extent to which scheduled flights are carried out.

